

AE-C400E / EW-C50E

Centralised Control Solutions

Controls deliver a cost-effective, energy efficient solution that is crucial to managing, monitoring and reporting on the performance of a building.

Mitsubishi Electric has a controls portfolio which is one of the strongest on the market. Included in this are some of the most powerful and sophisticated centralised controllers available, allowing complete control of multiple sites from one location.



AE-C400E

Advanced, User Friendly Touch Screen Controller



AE-C400E		
Description	12.1" Capacitive Touch Screen Controller & IoT gateway	
Connect to	M-NET Network	
Max Number of Units	50 and 4 Pulse Meters or Modbus Meters (Modbus meters not for energy apportioning)	
Compatibility	M Series, Mr Slim, City Multi, Lossnay, e-Series, MEHITS Chillers ¹ and Ecodan QAHV/CAHV/CRHV ²	
Power Supply	220-240v, 50Hz	
Dimensions (mm) (WxDxH)	306 x 71.8 x 211	
Control	On/Off	✓
	Mode	✓
	Setpoint	✓
	Fan Speed	✓
	Air Direction	✓
	Permit/Prohibit	✓
	Filter Sign	✓
	Fault Codes	✓
Monitor	On/Off	✓
	Mode	✓
	Setpoint	✓
	Fan Speed	✓
	Air Direction	✓
	Permit/Prohibit	✓
	Filter Sign	✓
	Room Temperature	✓
Weekly Schedule	✓	
Annual Schedule	✓	
Night Set Back	✓	
Web Pages	✓	
Optimised Start	✓	
Automatic Setpoint Adjustment	✓	
Load Shedding	✓	
Occupied / Unoccupied Settings	x	
Reset	✓	
Remote Monitoring with M2M	✓	
Simple Energy Monitoring	✓	
Advanced Energy Monitoring	✓	

Notes: ✓ = Yes, x = No, - = Not applicable. *1 MEHITS adaptor required. *2 End of 2025.

AE-C400E FEATURES & BENEFITS

- **High-Precision, Durable 12.1" Glass Touchscreen** with quick-response multi-touch capabilities offers effortless control and a visually enhanced, easy-to-read display.
- **Expandable Control for Up to 400 Units** - Manage up to 50 indoor units or scale to 400 with an expansion module (EW-C50), offering flexible solutions for a large range of building sizes
- **User-Friendly, Intuitive Interface** - Effortlessly access and manage relevant system information at the unit level, simplifying day-to-day system management and saving time.
- **Seamless User Experience Across Devices** with consistent design, whether accessing through the controller screen or web browser, for a smooth and familiar experience anywhere.
- **CO₂ Level Visibility for Effective Indoor Air Quality Control** - Track CO₂ levels in both numerical and graphical formats for real-time insights into air quality, helping to maintain a healthier indoor environment.
- **Effortless Remote Access with Built-in Cloud Connectivity** via MELCloud Commercial (subscription required) enabling convenient estate, building and zone level remote monitoring and control, reducing the need for on-site maintenance.
- **Quick Access with Pre-Installed PIN Code Licenses** - Activate essential functions effortlessly with pre-installed PIN codes, streamlining access to key features (excludes Energy Apportioning and BACnet pin codes).
- **USB-C Port for Streamlined Updates and Data Access** - Seamlessly update software and export energy consumption data through the USB-C port, making system management efficient and future-ready.

AE-C400E SYSTEM DIAGRAM



EW-C50E

AE-C400E Expansion Controller and IoT Gateway




EW-C50E		
Description	AE-C400 Expansion Controller and IoT Gateway	
Connect to	M-NET Network	
Max Number of Units	50 and 4 Pulse Meters or Modbus Meters (Modbus meters not for energy apportioning)	
Compatibility	M Series, Mr Slim, City Multi, Lossnay, e-Series, MEHITS Chillers ^{*1} and Ecodan QAHV/CAHV/CRHV ^{*2}	
Power Supply	220-240v, 50Hz	
Dimensions (mm) (WxDxH)	185 x 60.3 x 278	
Control	On/Off	✓
	Mode	✓
	Setpoint	✓
	Fan Speed	✓
	Air Direction	✓
	Permit/Prohibit	✓
	Filter Sign	✓
Monitor	On/Off	✓
	Mode	✓
	Setpoint	✓
	Fan Speed	✓
	Air Direction	✓
	Permit/Prohibit	✓
	Filter Sign	✓
	Fault Codes	✓
	Room Temperature	✓
	Weekly Schedule	✓
Annual Schedule	✓	
Night Set Back	✓	
Web Pages	✓	
Optimised Start	✓	
Automatic Setpoint Adjustment	✓	
Load Shedding	✓	
Occupied / Unoccupied Settings	x	
Reset	✓	
Remote Monitoring with M2M	✓	
Simple Energy Monitoring	✓	
Advanced Energy Monitoring	✓	

Notes: ✓ = Yes, x = No, - = Not applicable. *1 MEHITS adaptor required. *2 End of 2025.

EW-C50E FEATURES & BENEFITS

- Effortlessly Control Up to 50 Indoor Units from One Interface** providing the flexibility to monitor and adjust multiple spaces efficiently from a single control point.
- Web-Based Controller for Remote Management** - Access your site from anywhere with a web-based interface, enabling convenient remote access for monitoring and control.
- Consistent User Interface with AE-C400 Centralised Controller enables** streamlined experience with an interface design that aligns with the AE-C400 centralised controller, allowing for easy, familiar navigation across all platforms.
- Seamless User Experience Across Devices** with consistent design, whether accessing through the controller screen or web browser, for a smooth and familiar experience anywhere.
- Effortless Remote Access with Built-in Cloud Connectivity** via MELCloud Commercial (subscription required) enabling convenient estate, building and zone level remote monitoring and control, reducing the need for on-site maintenance.
- Quick Access with Pre-Installed PIN Code Licenses** - Activate essential functions effortlessly with pre-installed PIN codes, streamlining access to key features (excludes Energy Apportioning and BACnet pin codes).

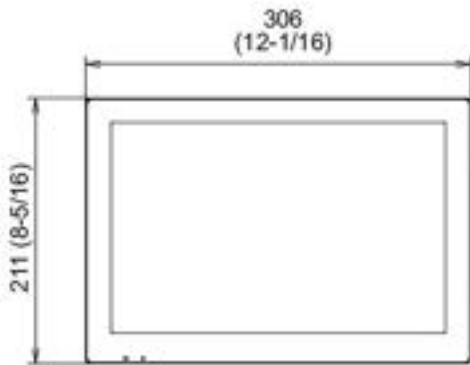
EW-C50E SYSTEM DIAGRAM



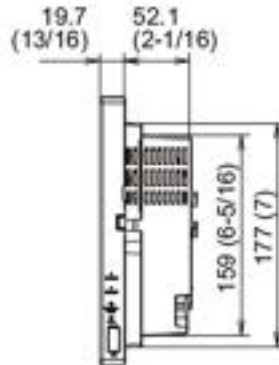
AE-C400E DIMENSIONS

All dimensions are in millimetres.

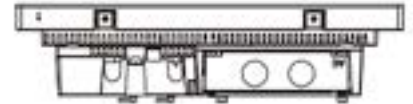
FRONT VIEW



SIDE VIEW

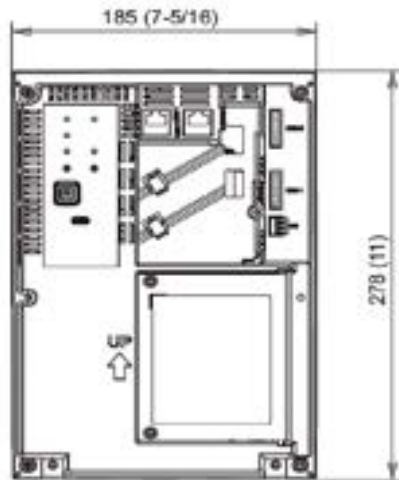


TOP VIEW



EW-C50E DIMENSIONS


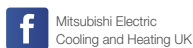
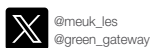
FRONT VIEW



SIDE VIEW



Telephone: 01707 282880
email: air.conditioning@meuk.mee.com
les.mitsubishielectric.co.uk



UNITED KINGDOM Mitsubishi Electric Europe Living Environment Systems Division, Travellers Lane, Hatfield, Hertfordshire, AL10 8XB, England. Telephone: 01707 282880
IRELAND Mitsubishi Electric Europe, Plunkett House, Grange Castle Business Park, Nangor Road, Dublin 22, Ireland. Telephone: (00353) 1 4198800 Email: sales.info@meir.mee.com Web: les.mitsubishielectric.ie

Country of origin: United Kingdom - Italy - Turkey - Japan - Thailand - Malaysia. ©Mitsubishi Electric Europe 2024. Mitsubishi and Mitsubishi Electric are trademarks of Mitsubishi Electric Europe B.V. The company reserves the right to make any variation in technical specification to the equipment described, or to withdraw or replace products without prior notification or public announcement. Mitsubishi Electric is constantly developing and improving its products. All descriptions, illustrations and specifications in this publication present only general particulars and shall not form part of any contract. All goods are supplied subject to the Company's General Conditions of Sale, a copy of which is available on request. Third-party product and brand names may be trademarks or registered trademarks of their respective owners.

Note: The fuse rating is for guidance only and please refer to the relevant databook for detailed specification. It is the responsibility of a qualified electrician/electrical engineer to select the correct cable size and fuse rating based on current regulation and site specific conditions. Mitsubishi Electric's air conditioning equipment and heat pump systems contain a fluorinated greenhouse gas, R410A (GWP:2088), R290 (GWP:3), R32 (GWP:675), R407C (GWP:1774), R134a (GWP:1430), R513A (GWP:631), R454B (GWP:466), R454C (GWP:148), R1234ze (GWP:7) or R1234yf (GWP:4). *These GWP values are based on Regulation (EU) No 517/2014 from IPCC 4th edition. In case of Regulation (EU) No.626/2011 from IPCC 3rd edition, these are as follows. R410A (GWP:1975), R32 (GWP:550), R407C (GWP:1650) or R134a (GWP:1300).

Effective as of October 2024

